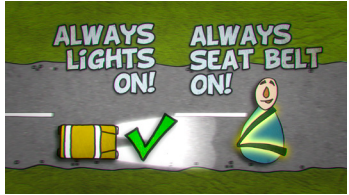


DRIVING IN THE FAROE ISLANDS



Speed limits on public and municipal roads.



Always keep the lights on and seat belt buckled.



Beware of sheep on the road.



Modern tunnels have two lanes. Older tunnels have one lane. Check the list of tunnels in the Faroes.




Pay attention to various heights and widths in the older non-standard tunnels.



There are approximately 100 m between the turnouts in the old tunnels.



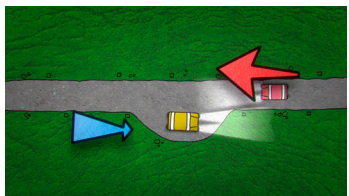
When the turnouts are on your right hand, it is your duty to give way to oncoming traffic.



When meeting a truck in a one-lane-tunnel, you have to drive into the turnout on your right or left.




It is always easier for the one driving down the hill to pull into a turnout than for the one driving up the hill.



DRIVING IN THE FAROE ISLANDS

Tunnel	Lenght	Lanes	Width	Height
Sumbiartunnel	3,2 km	2	5,5 m	4,3 m
Hovstunnel	2,4 km	2	7,0 m	4,6 m
Hvalbiartunnel	1,5 km	1	3,3 m	3,2 m
Sandvíkartunnel	1,5 km	1	3,3 m	3,2 m
Gásadalstunnel	1,4 km	1	3,5 m	4,6 m
Vágatunnel	4,9 km	2	7,0 m	4,6 m
Leynatunnel	0,8 km	2	7,0 m	4,5 m
Kollfjarðartunnel	2,8 km	2	7,0 m	4,6 m
Norðskálatunnel	2,5 km	2	7,0 m	4,5 m
Leirvíkartunnel	2,2 km	2	7,0 m	4,6 m
Norðoyartunnel	6,2 km	2	7,0 m	4,6 m
Árnafjarðartunnel	1,7 km	1	2,8 m	3,1 m
Hvannasundstunnel	2,1 km	1	2,8 m	3,1 m
Kunoyartunnel	3,0 km	1	3,5 m	4,3 m
Villingardalstunnel	1,2 km	1	3,0 m	3,4 m
Ritudalstunnel	0,7 km	1	3,0 m	3,8 m
Mikladalstunnel	1,1 km	1	3,0 m	3,7 m
Trøllanestunnel	2,2 km	1	3,0 m	3,5 m
Viðareiðistunnel	1,9 km	2	6,5 m	4,6 m



PLEASE NOTICE!

Two tunnels up north have special traffic signs. Heavy vehicles have to wait outside the tunnel, if the yellow lights are on.

THE TRAFFIC REGULATION IS FOR HEAVY VEHICLES ONLY.



Landsverk

**CHECK OUT THE LOCAL
WEATHER ON OUR APP**